

# Fiber Raceway System

Selection Guide



**System Design & Selection** Pg 4

**Components Diagram** Pg 8

**Ordering Guide** Pg 9



# Fiber cable management made easy

Route, protect, and store fiber cabling with Leviton's Fiber Raceway System. The easy to design, easy to configure, easy to install cable management system provides a dedicated path for critical network cabling. Fiber Raceway is an ideal solution in data centers, head ends, telecom rooms, and wiring closets – virtually any application that requires fiber cable protection or segregation.

## **Adapts to Any Application**

Raceway components are available in four colors (yellow, orange, grey, and black), four sizes, and a wide variety of styles. Ducting is available solid or slotted, with or without covers; connecting components enable drop-offs and routing around obstacles. Mounting kits allow overhead, raised floor, and vertical installation.

## **Assembles Quickly and Easily**


Ducting is easily cut to size with a mitre saw, and the system installs with only a screwdriver and other simple carpentry tools. Connection components, including vertical and horizontal outlets and hardware-free covers, snap together tool-free, saving time and money. Side drop-off kits can be added after initial installation anywhere along the Raceway to accommodate new cable routing to racks and cabinets.

## **Preserves Fiber Integrity**

High impact thermoplastic construction ensures ample protection, rigidity, and support. Ducting won't sag under heavy cable loads, and accidental cable damage is prevented, minimizing network downtime. Plus, the system maintains a minimum bend radius of 30 mm at all times.

## **Reduces Fire Damage**

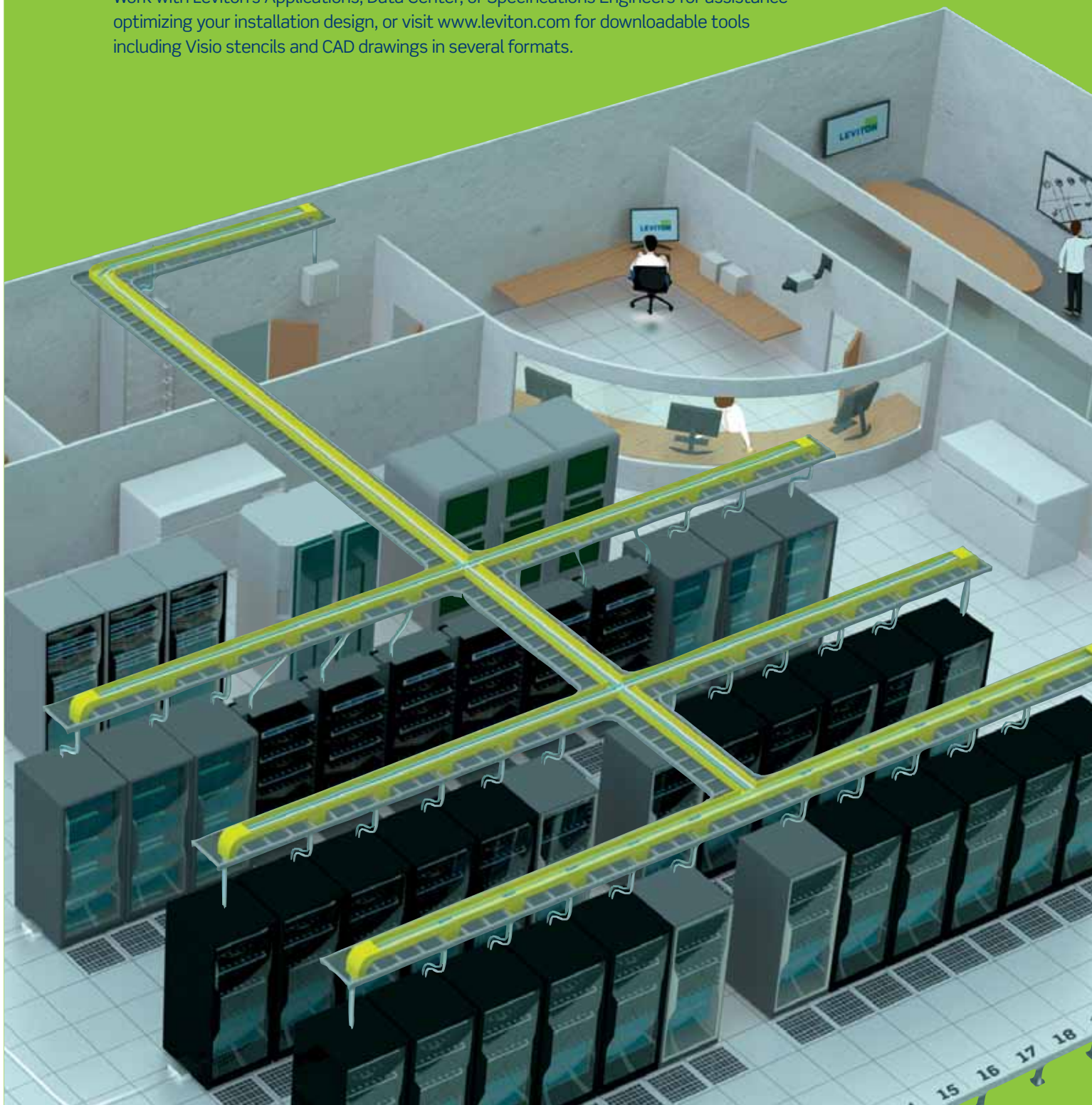
The Fiber Raceway System is UL 2024A listed for riser-rated telecommunications applications. In addition, Raceway materials carry one of UL's highest flammability ratings, 94 V-0. They are also halogen-free and produce no corrosive acid or toxic gas emissions in the event of fire, making them ideal for sensitive environments from hospitals and nursing homes to telecom rooms and data centers.



# 1 | Create installation floor plan

Include rack or cabinet size and position as well as ladder racks, cable trays, and other ducting (HVAC) and raceway supports. Identify fiber drops and fiber density at each drop location.

Work with Leviton's Applications, Data Center, or Specifications Engineers for assistance optimizing your installation design, or visit [www.leviton.com](http://www.leviton.com) for downloadable tools including Visio stencils and CAD drawings in several formats.



## 2 | Select Raceway size

Fiber Raceway Ducting is available in four sizes from 2" x 2" to 4" x 12". Select the size or sizes that fit the installation space and allow for growth and component additions.

Cable exit points and drop-offs are also available in several sizes. These components have less capacity than ducting of the same size; the system may need to be sized accordingly.

The recommended capacities listed below will help prevent cable crushing and resulting damage. Initial fill should be no more than 50% of capacity to accommodate future growth.

### Ducting and Components Capacity

Duct Size - inches		2 x 2			4 x 4			4 x 8			4 x 12		
Duct Size - mm		50 x 50			100 x 100			220 x 100			300 x 100		
Cable Size - mm		3	2-2.4	1.6-2	3	2-2.4	1.6-2	3	2-2.4	1.6-2	3	2-2.4	1.6-2
CAPACITY	Ducting	120	155	265	500	700	1200	1100	1500	2500	1500	2100	3600
	Ducting with ramp-off/drop-off	—	—	—	300	400	700	720	1000	1700	1120	1600	2800
	Vertical Tee - horizontal channel	120	155	265	500	700	1200	500	700	1200	1500	2100	3600
	Vertical Tee - vertical/drop-off channel	—	—	—	500	700	1200	500	700	1200	1100	1500	2500


### Convoluting Tubing Capacity

Tubing Size	1.5 in. round, split			2 in. square		
Optical Cable Size	3	2-2.4	1.6-2	3	2-2.4	1.6-2
Capacity	24	30	50	120	155	265

## 3 | Select ducting

Fiber Raceway System ducting is available in four colors: yellow, orange, grey, and black. Differentiate redundant fiber networks with two colors of ducting, or run copper in black Raceway.

Solid duct is available in all sizes and colors and works well in a wide variety of installations. Slotted duct, available in 2" x 2" or 4" x 4" sizes, is ideal for carrying a high volume of pigtailed or patch cords that must exit at multiple locations. All ducting sizes and styles are also available with snap-on or hinged covers for added protection.



Solid duct w/  
snap-on cover



Solid duct w/  
hinged cover



Slotted duct

# 4| Select transition components

Raceway bends and other transition points require connecting components. For directional and elevation changes as well as routing around obstacles, choose from horizontal and vertical elbows, horizontal tees, reducers, and crosses. Use joiners to connect all ducting sections and other components. Secure all Raceway endpoints with end caps.



Joiner



Vertical elbow



Horizontal tee



Horizontal cross



Reducer



End caps

# 5| Select vertical drops

Facilitate fiber routing into racks and cabinets at each drop location with vertical drop components. Choose side drop-off kits, bend radius guides, or vertical tees connecting to trumpets, tubing, or slotted Raceway ducting.




Vertical tee w/ trumpet



Side drop-off kit w/ trumpet




Side drop-off kit w/  
convoluted tubing



Side drop-off kit w/ slotted  
ducting & radius guides



Radius guides



Side cut-out  
w/ trumpet

## 6 | Select mounting hardware

Fiber Raceway System ducting can be mounted on walls, ladder rack, or unistrut; or to the top of equipment racks or frames. Select an appropriate mounting method from the examples below. Space mounting brackets every three feet on straight sections, mounted as close to joiners as feasible.



Wall-mounting kit



Wall extension bracket



Duct-mounting bracket



Suspension kit



Raised-mounting kit



Ladder rack/unistrut mounting kit



Mounting bracket for unistrut



Threaded rod side-mount bracket



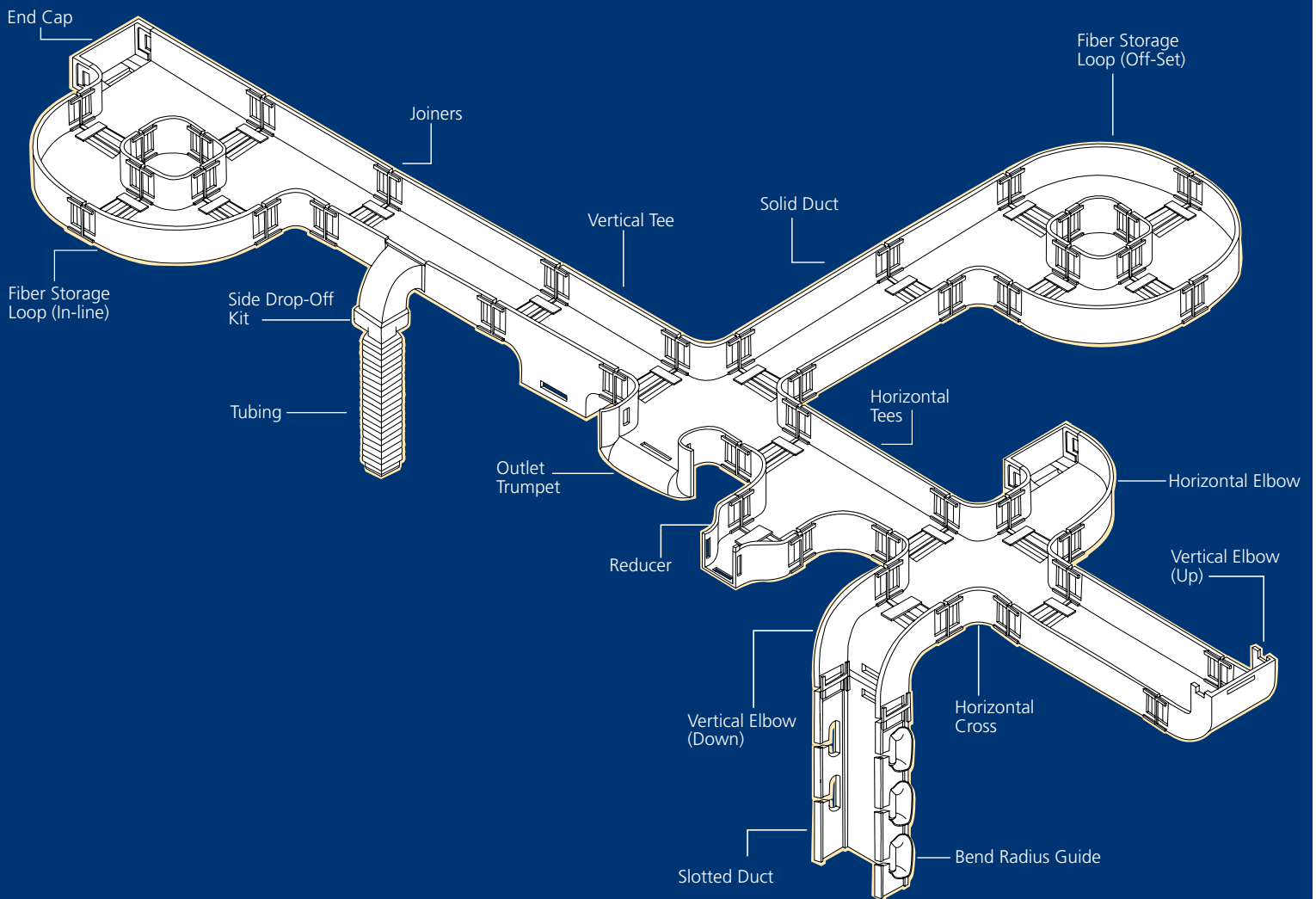
Retrofit support bracket

## 7 | Create materials list

Complete part charts are listed on the following pages. Note part numbers and quantities for all needed Raceway components. Be sure to include joiners, end caps, tubing, reducers, and mounting hardware. Order 10% more joiners, end caps, and brackets than anticipated to avoid shortages during installation.

# A Configuration for Every Application

Imagine the possibilities. Leviton's Fiber Raceway System has the flexibility to accommodate virtually any installation design. The perfect combination of components for your next project is just a page away.





# Ordering Guide



## DUCTING & BEND RADIUS GUIDES

- Ducting is ideal for routing and supporting cables throughout fiber networks
- 6.5 foot sections can be hand cut to fit exact specifications
- Available in four sizes and four colors
- Slotted ducting ideal for cable with varying exit locations
- Order with snap-on covers, hinged covers, or uncovered
- Use bend radius guides with slotted ducting to safely exit fiber from Raceway

DUCTING				
DESCRIPTION	2" X 2"	4" X 4"	4" X 8"	4" X 12"
Solid Duct	S2DCT-SDT	*4DCT-SDT	*8DCT-SDT	*WDCT-SDT
<b>[A]</b> Solid Duct and Cover	S2DCT-SDC	*4DCT-SDC	*8DCT-SDC	*WDCT-SDC
<b>[B]</b> Slotted Duct	S2DCT-DSL	*4DCT-DSL		
<b>[C]</b> Solid Duct and Hinged Cover	S2DCT-DHC	*4DCT-DHC	*8DCT-DHC	
Slotted Duct and Cover	S2DCT-DCS	*4DCT-DCS		
Slotted Duct and Hinged Cover		*4DCT-SHC		
BULK PACK DUCTING				
DESCRIPTION	2" X 2" 5 / CARTON	4" X 4" 4 / CARTON	4" X 8" 4 / CARTON	4" X 12" 4 / CARTON
Solid Duct	S2DCT-5DT	*4DCT-4DT	*8DCT-4DT	*WDCT-4DT
Solid Duct and Cover	S2DCT-5DC	*4DCT-4DC	*8DCT-4DC	*WDCT-4DC
Solid Duct and Hinged Cover	S2DCT-5HC	*4DCT-4HC	*8DCT-4HC	
Slotted Duct	S2DCT-5SL	*4DCT-4SL		
Slotted Duct and Cover	S2DCT-5CS	*4DCT-4CS		
Slotted Duct and Hinged Cover		*4DCT-SH4		
BEND RADIUS GUIDE				
DESCRIPTION	2" X 2"	4" X 4"	4" X 8"	4" X 12"
<b>[D]</b> Radius Guide (10 pack) (fits 2" x 2" and 4" x 4" slotted ducts)	SRAGD-SLT	SRAGD-SLT		

Dimensions listed as H x W.

Hinged cover for 2" x 2" ducting is in 8" sections.

2" x 4" and 2" x 8" components are available by special order.

\* = Color: Choose from any of the colors below. Grey is special order and requires additional lead time. 2" x 2" is available in yellow only.



Yellow (S)   Orange (O)   Grey (G)   Black (E)

Contact inside sales at 800.722.2082 to order. Callers outside the US and Canada, please dial +1.425.486.2222.

# Ordering Guide

Joiners



A

B

Vertical Elbows



C-E

Vertical Tees



F

Horizontal Tees



G

Horizontal Elbows



H

Horizontal Crosses



I

J

## JOINERS

- Joiners create a rigid connection between ducting sections and other components
- Standard joiners install without tools; slotless joiners install using simple tools

## VERTICAL ELBOWS

- Connect horizontal raceway at different heights and route raceway around obstacles
- Available in four sizes, three angles, and with or without covers
- Retrofit styles allow easy addition of new fibers

## VERTICAL TEES

- Drop cables vertically from horizontal routes into frames or cabinets
- Available in four sizes with or without covers

## HORIZONTAL TEES

- Branch off the duct and extend the fiber route
- Available in four sizes with or without covers

## HORIZONTAL ELBOWS

- Change the direction of horizontal routes
- Available in four sizes, three angles, and with or without covers

## HORIZONTAL CROSSES

- Allow easy fiber routing in all directions for increased expansion and adaptability
- Available in four sizes with or without covers

2" x 4" and 2" x 8" components are available by special order.

\* = Color: Choose from any of the colors below. Grey is special order and requires additional lead time. 2" x 2" is available in yellow only.



Yellow (S)



Orange (O)



Grey (G)



Black (E)

Contact inside sales at 800.722.2082 to order. Callers outside the US and Canada, please dial +1.425.486.2222.

JOINERS				
DESCRIPTION	2" X 2"	4" X 4"	4" X 8"	4" X 12"
<b>[A]</b> Slotted Joiner	S2JNR-SLT	*4JNR-SLT	*8JNR-SLT	
<b>[B]</b> Slotless Joiner		*4JNR-SLS	*8JNR-SLS	*WJNR-SLS
VERTICAL ELBOWS				
DESCRIPTION	2" X 2"	4" X 4"	4" X 8"	4" X 12"
Vertical Elbow 30° Down	S2VEL-30D	*4VEL-30D	*8VEL-30D	
Vertical Elbow 30° Down and Cover	S2VEL-3DC	*4VEL-3DC	*8VEL-3DC	
<b>[C]</b> Vertical Elbow 30° Down Retrofit		*4VEL-3DR	*8VEL-3DR	
Vertical Elbow 30° Up		*4VEL-30U	*8VEL-30U	
<b>[D]</b> Vertical Elbow 30° Up and Cover		*4VEL-3UC	*8VEL-3UC	
Vertical Elbow 30° Up Retrofit		*4VEL-3UR	*8VEL-3UR	
Vertical Elbow 45° Down	S2VEL-45D	*4VEL-45D	*8VEL-45D	*WVEL-45D
Vertical Elbow 45° Down and Cover	S2VEL-4DC	*4VEL-4DC	*8VEL-4DC	*WVEL-4DC
Vertical Elbow 45° Down Retrofit		*4VEL-4DR	*8VEL-4DR	
Vertical Elbow 45° Up		*4VEL-45U		*WVEL-45U
Vertical Elbow 45° Up and Cover	S2VEL-4UC	*4VEL-4UC	*8VEL-4UC	*WVEL-4UC
Vertical Elbow 45° Up Retrofit		*4VEL-4UR	*8VEL-4UR	
Vertical Elbow 90° Down	S2VEL-90D	*4VEL-90D	*8VEL-90D	*WVEL-90D
<b>[E]</b> Vertical Elbow 90° Down and Cover	S2VEL-9DC	*4VEL-9DC	*8VEL-9DC	*WVEL-9DC
Vertical Elbow 90° Down Retrofit		*4VEL-9DR	*8VEL-9DR	
Vertical Elbow 90° Up	S2VEL-90U	*4VEL-90U	*8VEL-90U	*WVEL-90U
Vertical Elbow 90° Up and Cover	S2VEL-9UC	*4VEL-9UC	*8VEL-9UC	*WVEL-9UC
Vertical Elbow 90° Up Retrofit	S2VEL-9UR	*4VEL-9UR	*8VEL-9UR	
Vertical Elbow 90° Up and Down Enclosed		*4VEL-9UD	*8VEL-9UD	
VERTICAL TEES				
DESCRIPTION	2" X 2"	4" X 4"	4" X 8"	4" X 12"
Vertical Tee	S2VTE-TEE	*4VTE-TEE	*8VTE-TEE	*WVTE-TEE
<b>[F]</b> Vertical Tee and Cover	S2VTE-TEC	*4VTE-TEC	*8VTE-TEC	*WVTE-TEC
Vertical Tee Retrofit	S2VTE-TER	*4VTE-TER	*8VTE-TER	
Vertical Tee In-Line Drop and Cover			*8VTL-DRP	*WVTL-DRP
HORIZONTAL TEES				
DESCRIPTION	2" X 2"	4" X 4"	4" X 8"	4" X 12"
Horizontal Tee	S2HTE-TEE	*4HTE-TEE	*8HTE-TEE	*WHTE-TEE
<b>[G]</b> Horizontal Tee and Cover	S2HTE-TEC	*4HTE-TEC	*8HTE-TEC	*WHTE-TEC
HORIZONTAL ELBOWS				
DESCRIPTION	2" X 2"	4" X 4"	4" X 8"	4" X 12"
Horizontal Elbow 30°	S2HEL-30D	*4HEL-30D	*8HEL-30D	
<b>[H]</b> Horizontal Elbow 30° and Cover	S2HEL-3DC	*4HEL-3DC	*8HEL-3DC	
Horizontal Elbow 45°	S2HEL-45D	*4HEL-45D	*8HEL-45D	*WHEL-45D
Horizontal Elbow 45° and Cover	S2HEL-4DC	*4HEL-4DC	*8HEL-4DC	*WHEL-4DC
Horizontal Elbow 90°	S2HEL-90D	*4HEL-90D	*8HEL-90D	
<b>[I]</b> Horizontal Elbow 90° and Cover	S2HEL-9DC	*4HEL-9DC	*8HEL-9DC	*WHEL-9DC
HORIZONTAL CROSSES				
DESCRIPTION	2" X 2"	4" X 4"	4" X 8"	4" X 12"
<b>[J]</b> Horizontal Cross	S2HCR-HCR	*4HCR-HCR	*8HCR-HCR	*WHCR-HCR
Horizontal Cross and Cover	S2HCR-HCC	*4HCR-HCC	*8HCR-HCC	*WHCR-HCC

Dimensions listed as H x W.

# Ordering Guide

Storage Loops



A

Side Drop-off Kit



B

Tubing



G

H

Round tubing shown with drop-off kit  
(drop-off kit sold separately)



D

E

End Caps

C

Reducers



F

## FIBER STORAGE LOOPS

- Organize excess patch cord lengths
- Available in two styles: inline for storing within the duct system, and offset for outside the main duct

## SIDE DROP OFF KIT

- Provide a safe exit for fiber cords at any point along ducting when dropping down to active equipment or work areas

## END CAPS

- Snap into place to seal the open end of standard ducting; can easily be removed for future system modifications
- Available in two styles: solid-walled, or with knockouts for flexible tubing or fiber feedout

## REDUCERS

- Join varying ducting sizes together

## ADAPTERS

- Used to connect Leviton Fiber Raceway System with other brands

## TUBING

- Manage fiber as it enters or exits equipment rack ducting
- Flexible/ribbed design allows for adjustment if drops cannot be positioned directly in line with equipment

† = Other manufacturer adapters available upon request.

2" x 4" and 2" x 8" components are available by special order.

\* = Color: Choose from any of the colors below. Grey is special order and requires additional lead time. 2" x 2" is available in yellow only.



Yellow (S)



Orange (O)



Grey (G)



Black (E)

Contact inside sales at 800.722.2082 to order. Callers outside the US and Canada, please dial +1.425.486.2222.

STORAGE LOOPS				
DESCRIPTION	2" X 2"	4" X 4"	4" X 8"	
<b>[A]</b> Fiber Storage Loop Inline	S2FSL-INL	*4FSL-INL	*8FSL-INL	
Fiber Storage Loop Offset		*4FSL-OFF	*8FSL-OFF	
SIDE DROP-OFF KITS				
DESCRIPTION	2" X 2"	4" X 4"		
<b>[B]</b> Side Drop-Off Kit (for Raceway Ducting)	S2DRP-DCT	*4DRP-DRP		
Side Drop-Off Kit (for Round Tube)	S2DRP-TUB			
Side Drop-Off Kit (for Square Tube)	S2DRP-STB			
Outlet Trumpet	S2TRM-TRM	*4TRM-TRM		
END CAPS				
DESCRIPTION	2" X 2"	4" X 4"	4" X 8"	4" X 12"
<b>[C]</b> End Cap, Standard		*4END-CAP	*8END-CAP	
End Cap, Slotless		*4END-CSL	*8END-CSL	*WEND-CSL
End Cap, (two) .75" diameter knockouts	S2END-20D			
End Cap, (one) 1.5" diameter knockout	S2END-38D			
End Cap, (one) 1.5" hole	S2END-38H			
End Cap Tube Outlet for 2" Tube	S2END-OUT			
<b>[D]</b> End Cap, (two) 1.75" diameter knockouts		*4END-46D		
<b>[E]</b> End Cap, (two) 1.25" diameter knockouts		*4END-32D		
REDUCERS				
DESCRIPTION	4" X 4"		4" X 8"	4" X 12"
Reducer to 2" x 2"	*4RDR-RDR			
<b>[F]</b> Reducer to 2" x 2" & Cover	*4RDR-RDC			
Reducer to 4" x 4" Horizontal Cross & Cover			*8RDR-RDC	
Reducer to 4" x 4" Right Hand			*8RDR-RRH	
Reducer to 4" x 4" Right Hand & Cover			*8RDR-RHC	
Reducer to 4" x 4" Left Hand			*8RDR-RLH	
Reducer to 4" x 4" Left Hand & Cover			*8RDR-LHC	
Reducer to 4" x 8"				*WRDR-RDR
Reducer to 4" x 8" and Cover				*WRDR-RDC
ADAPTERS TO MATE WITH ADC DUCTING†				
DESCRIPTION	4" X 4"		4" X 8"	
Adapter Kit to ADC 4" Duct	S4ADP-ADC			
Adapter Kit to ADC 4" Tee	S4ADP-TEE			
Left Hand Adapter Kit to ADC 6" Duct			S8ADP-LAD	
Right Hand Adapter Kit to ADC 6" Duct			S8ADP-RAD	
Adapter Kit to ADC 6" Tee			S8ADP-TEE	
TUBING (PVC, NON UL 94V-0 MATERIAL)				
DESCRIPTION				PART NO.
<b>[G]</b> Round, 2" diameter, 39" length (yellow)				S50RT-01M
Round, 2" diameter, 78" length (yellow)				S50RT-02M
Round, 1" diameter, 78" length (grey)				S25RT-02M
Round, 1.5" diameter, 78" length (black)				S38RT-02M
Round, split, .75" diameter, 78" length (grey)				S20RS-02M
Square, 2", 14" length (yellow)				S50ST-350
<b>[H]</b> Square w/ cover, 2", 14" length (yellow)				S5STC-350
Square, 1.25", 14" length (yellow)				S30ST-350

Dimensions listed as H x W.

# Ordering Guide



## MOUNTING HARDWARE

- Extensive selection enables Fiber Raceway installation above equipment racks and frames, under flooring, or on walls, ladder rack, or unistrut
- Several kit options for cutting and slotting duct during installation or upgrades

MOUNTING HARDWARE	
DESCRIPTION	PART NO.
<b>[A]</b> 4" x 4" Wall-Mounting Kit	S4MNT-KIT
4" x 8" Wall-Mounting Kit	S8MNT-KIT
<b>[B]</b> 4" x 4" Wall Extension Bracket (up to 10") Mounting Kit	S4EXT-KIT
4" x 8" Wall Extension Bracket (up to 14") Mounting Kit	S8EXT-KIT
2" x 2" Duct Mounting Bracket	S2DMB-000
<b>[C]</b> 4" x 4" Duct Mounting Bracket	S4DMB-000
4" x 8" Duct Mounting Bracket	S8DMB-000
4" x 12" Duct Mounting Bracket	SWDMB-000
4" x 4", 4" x 8", and 4" x 12" Retrofit Support Bracket (for existing 1/2" threaded rod)	SWRFK-12R
<b>[D]</b> 4" x 4", 4" x 8", and 4" x 12" Retrofit Support Bracket (for existing 5/8" threaded rod)	SWRFK-58R
<b>[E]</b> 4" x 4" Suspension Kit (with 3.3' rod)	S4SUS-KIT
4" x 8" Suspension Kit (with 3.3' rod)	S8SUS-KIT
4" x 12" Suspension Kit (with 3.3' rod)	SWSUS-KIT
4" x 12" Suspension Kit (without rod)	SWSUS-WRD
2" x 2" Raised Mounting Kit (for above or below cabinet)	S1RMK-000
<b>[F]</b> 4" x 4" Raised Mounting Kit (for above or below cabinet)	S4RMK-000
4" x 8" Raised Mounting Kit (for above or below cabinet)	S8RMK-000
4" x 12" Raised Mounting Kit (for above or below cabinet)	SWRMK-000
2" x 2" Ladder Rack/Unistrut Mounting Kit	S1LRU-000
<b>[G]</b> 4" x 4" Ladder Rack/Unistrut Mounting Kit	S4LRU-000
4" x 8" Ladder Rack/Unistrut Mounting Kit	S8LRU-000
9" x 12" Ladder Rack/Unistrut Mounting Kit	SWLRM-000
<b>[H]</b> 5/8" Threaded Rod Side Mount Bracket (threaded rod not included)	SMH00-SMB

Please contact technical support at 800.824.3005 or +1.425.486.2222 for additional mounting hardware solutions.

Mitre Box



A

Side Cut-Out Tool Kit



B

End Slot Tool



C

## TOOLS

- Several kit options for cutting and slotting duct during installation or upgrades
- Mitre boxes provide a stable channel for cutting ducting
- Cut-out tools prepare ducting for the addition of a Side Drop-off Kit

TOOLS	
DESCRIPTION	PART NO.
Mitre Box (for 2" x 2" Ducting)*	SMTRE-050
<b>[A]</b> Mitre Box (for 4"x 4", 4"x 8", and 4"x 12" Ducting)*	SMTRE-300
<b>[B]</b> 2" Side Cut-Out Tool Kit (for use with 2" x 2" Side Drop-Off Kits)**	S2CUT-TOL
4" Side Cut-Out Tool Kit (for use with 4" x 4" Side Drop-Off Kits)**	S4CUT-TOL
<b>[C]</b> 2" x 2" End Slot Tool (for use with 2" x 2" ducting when ducting is cut to length)	SSLOT-050
4" x 8" End Slot Tool (for use with 4" x 4" and 4" x 8" ducting when ducting is cut to length)	SSLOT-200

\* = Ducting and saw not included.

\*\* = Ratchet and socket not included.

Contact inside sales at 1.800.722.2082 to order. Callers from outside the US and Canada please dial +1.425.486.2222.

## Leviton Corporate Headquarters | [leviton.com](http://leviton.com)

201 N Service Road, Melville, NY 11747 USA

### Customer Service

T 800.323.8920

E [customerservice@leviton.com](mailto:customerservice@leviton.com)

## Leviton Network Solutions Division Headquarters | [leviton.com/networksolutions](http://leviton.com/networksolutions)

2222-222nd Street SE, Bothell, WA 98021 USA

### Inside Sales

T 800.722.2082

E [insidesales@leviton.com](mailto:insidesales@leviton.com)

### International Inside Sales

T +1.425.486.2222

E [intl@leviton.com](mailto:intl@leviton.com)

### Technical Support

T 800.824.3005

E [appeng@leviton.com](mailto:appeng@leviton.com)

## Leviton International Regional Headquarters

### Middle East (also serving Turkey and North Africa)

T +971.4.886.4722

E [infolme@leviton.com](mailto:infolme@leviton.com)

### China

T +86.755.3320.0588

E [infochina@leviton.com](mailto:infochina@leviton.com)

### India / SAARC

T +91.80.65791273

E [lev\\_india@leviton.com](mailto:lev_india@leviton.com)

### Latin America

T +52.55.5082.1040

E [lsamarketing@leviton.com](mailto:lsamarketing@leviton.com)

### Canada

T +1.514.954.1840

E [pcservice@leviton.com](mailto:pcservice@leviton.com)

## Leviton International Offices

### ASEAN Countries

T +65.98244468

E [infoasean@leviton.com](mailto:infoasean@leviton.com)

### Europe

T +47.900.94.924

E [infoeurope@leviton.com](mailto:infoeurope@leviton.com)

### South Korea

T +82.107.436.9963

E [infokorea@leviton.com](mailto:infokorea@leviton.com)

### Australia & New Zealand

T +64.4.562.8327

E [infoausnz@leviton.com](mailto:infoausnz@leviton.com)



Leviton's Fiber Raceway System is listed to UL 2024A - Optical Fiber and Communication Cable Routing Assemblies. It has been approved for installation in riser and general purpose applications in accordance with the National Electric Code (NEC).